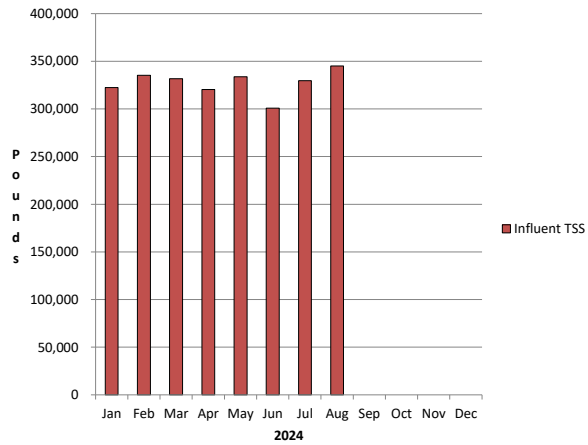
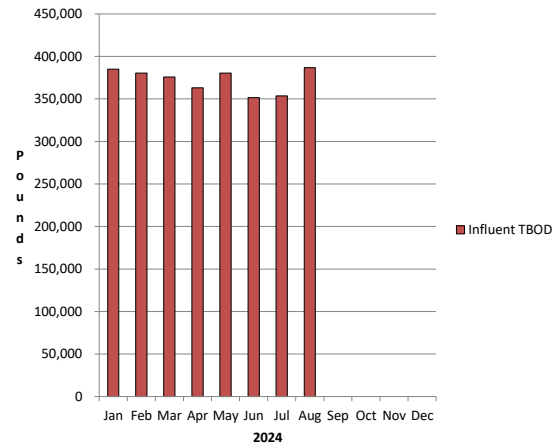




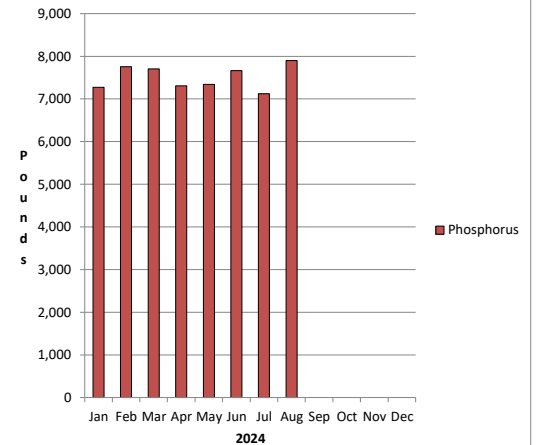
**Influent TSS Total Pounds/Mo.**



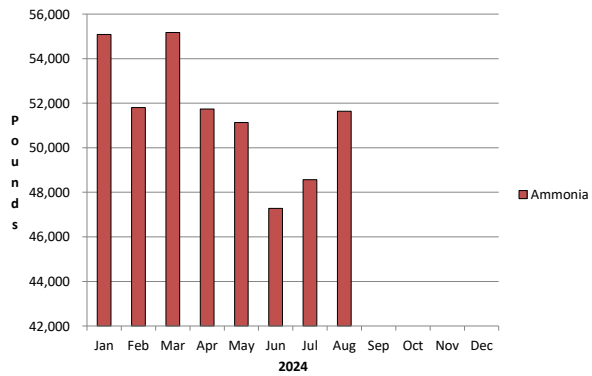
**Influent BOD Total Pounds / Mo.**



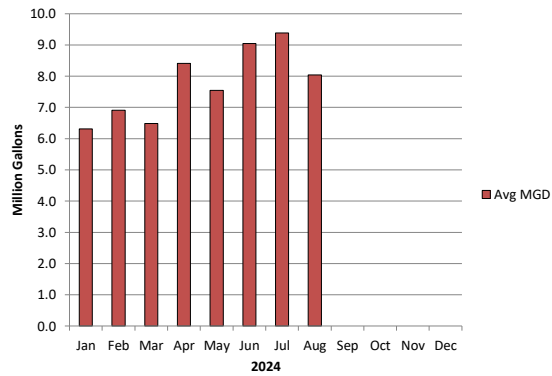
**Influent Phosphorus Total Pounds/Mo.**



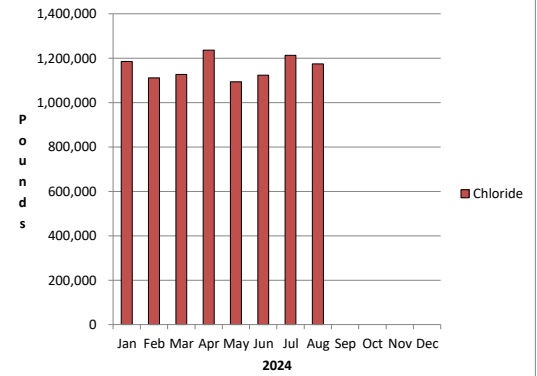
**Influent Ammonia Total Pounds/Mo.**



**Avg Influent MGD/Mo.**



**Influent Chloride Total Pounds/Mo.**



# RAIN GAUGES

## DAILY RAINFALL TOTALS

MONTH: AUGUST

YEAR: 2024

<u>DATE</u>	<u>PLANT INCHES</u>	<u>KAUKAUNA INCHES</u>	<u>LITTLE CHUTE INCHES</u>	<u>KIMBERLY INCHES</u>	<u>DARBOY INCHES</u>
1	2.09	1.90	1.74	1.21	1.40
2	0.00	0.01	0.00	0.00	0.00
3	0.00	0.00	0.00	0.00	0.00
4	0.13	0.29	0.14	0.14	0.28
5	0.37	0.39	0.43	0.33	0.44
6	0.51	0.47	0.49	0.45	0.57
7	0.00	0.00	0.00	0.00	0.00
8	0.00	0.00	0.00	0.00	0.00
9	0.00	0.00	0.00	0.00	0.00
10	0.00	0.00	0.00	0.00	0.00
11	0.00	0.00	0.00	0.00	0.00
12	0.21	0.26	0.24	0.18	0.35
13	0.01	0.00	0.00	0.00	0.00
14	0.00	0.00	0.00	0.00	0.00
15	0.27	0.30	0.27	0.22	0.27
16	0.40	0.45	0.38	0.48	0.59
17	0.43	0.89	0.84	0.56	0.40
18	0.00	0.00	0.00	0.00	0.00
19	0.00	0.00	0.00	0.00	0.00
20	0.00	0.00	0.00	0.00	0.00
21	0.00	0.00	0.00	0.00	0.00
22	0.00	0.00	0.00	0.00	0.00
23	0.00	0.00	0.00	0.00	0.00
24	0.00	0.00	0.00	0.00	0.00
25	0.00	0.00	0.00	0.00	0.00
26	0.00	0.00	0.00	0.00	0.00
27	0.76	0.80	0.74	0.62	0.37
28	0.00	0.00	0.00	0.00	0.00
29	0.00	0.00	0.00	0.00	0.00
30	0.06	0.06	0.05	0.10	0.07
31	0.00	0.00	0.00	0.00	0.00
<b>TOTAL:</b>	5.24	5.82	5.32	4.29	4.74