

**INFLUENT STRENGTH ( Heart of the Valley Metropolitan Sewerage Facility)**

August 2021

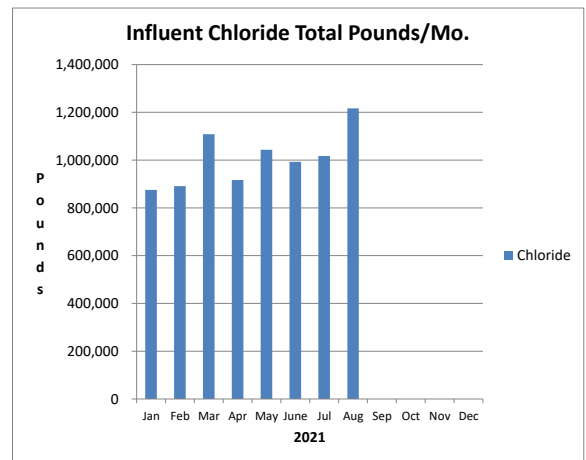
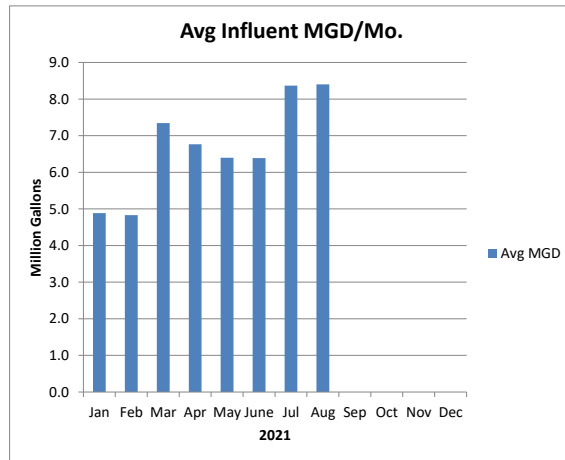
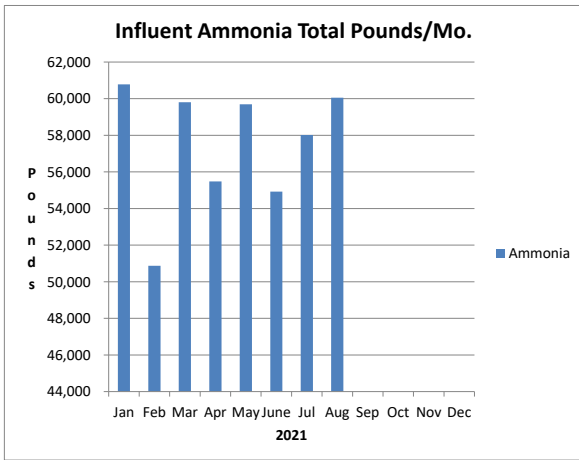
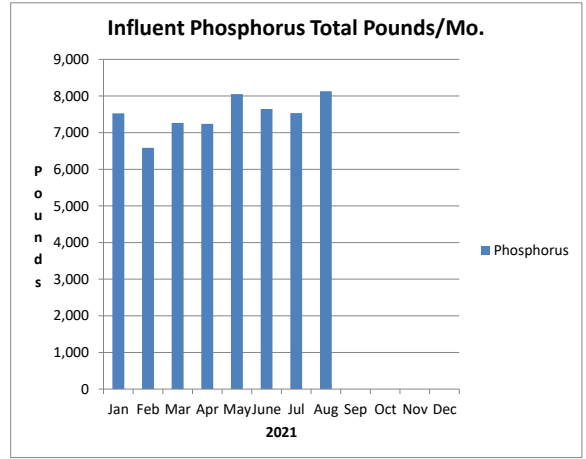
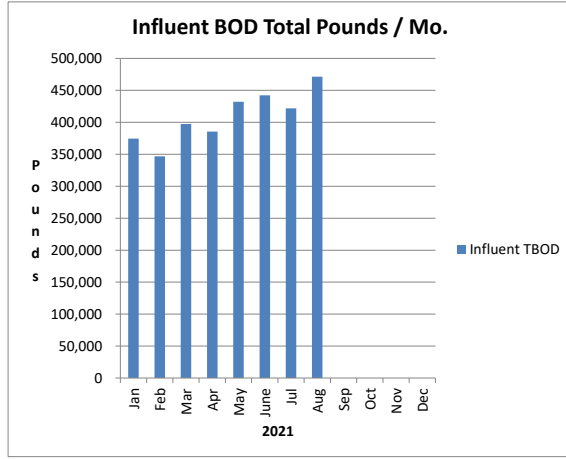
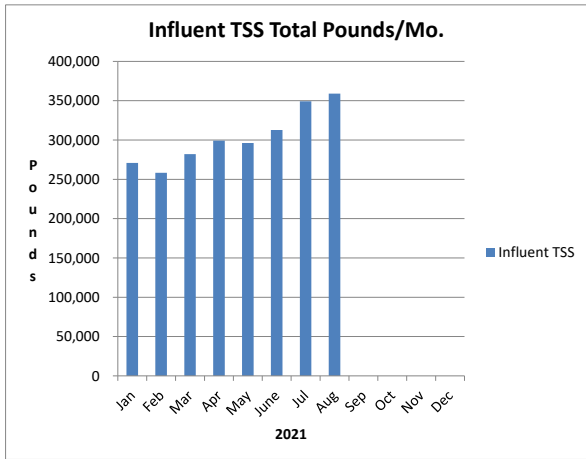
| MONTH  | FLOW                 |            | TSS         |              |                  | BOD         |              |                  | TOTAL PHOSPHORUS |              |                  | AMMONIA     |              |                  | CHLORIDE    |              |                  |
|--|----------------------|------------|-------------|--------------|------------------|-------------|--------------|------------------|------------------|--------------|------------------|-------------|--------------|------------------|-------------|--------------|------------------|
|  | Million *<br>Gallons | Avg<br>MGD | Avg<br>mg/L | Avg<br>#/day | Total<br>#/Month | Avg<br>mg/L | Avg<br>#/day | Total<br># Month | Avg<br>mg/L      | Avg<br>#/day | Total<br># Month | Avg<br>mg/L | Avg<br>#/day | Total<br># Month | Avg<br>mg/L | Avg<br>#/day | Total<br># Month |
| Jan  | 151.4                | 4.9        | 217         | 8,736        | 270,817          | 300         | 12,085       | 374,624          | 6.05             | 243          | 7,528            | 49.0        | 1961         | 60,780           | 702         | 28,228       | 875,077          |
| Feb  | 135.2                | 4.8        | 231         | 8,334        | 258,362          | 311         | 12,383       | 346,731          | 5.91             | 235          | 6,583            | 46.4        | 1641         | 50,873           | 796         | 28,751       | 891,291          |
| Mar  | 227.7                | 7.3        | 150         | 9,098        | 282,028          | 212         | 12,818       | 397,347          | 3.89             | 234          | 7,264            | 32.0        | 1,929        | 59,806           | 590         | 35,765       | 1,108,705        |
| Apr  | 202.9                | 6.8        | 179         | 9,975        | 299,254          | 231         | 12,852       | 385,562          | 4.36             | 241          | 7,241            | 34.4        | 1,790        | 55,483           | 580         | 30,560       | 916,811          |
| May  | 198.4                | 6.4        | 182         | 9,555        | 296,212          | 264         | 13,942       | 432,203          | 4.92             | 260          | 8,054            | 37.9        | 1,926        | 59,693           | 631         | 34,789       | 1,043,666        |
| June   | 191.7                | 6.4        | 204         | 10,428       | 312,840          | 296         | 14,746       | 442,373          | 5.10             | 255          | 7,646            | 37.4        | 1,831        | 54,919           | 679         | 33,103       | 993,089          |
| Jul  | 259.3                | 8.4        | 163         | 11,266       | 349,258          | 203         | 13,606       | 421,799          | 3.63             | 243          | 7,536            | 28.3        | 1,872        | 58,018           | 499         | 32,811       | 1,017,148        |
| Aug  | 260.4                | 8.4        | 169         | 11,585       | 359,123          | 227         | 15,206       | 471,381          | 3.97             | 262          | 8,128            | 30.6        | 1,937        | 60,050           | 613         | 39,244       | 1,216,557        |
| Sep  |                      |            |             |              |                  |             |              |                  |                  |              |                  |             |              |                  |             |              |                  |
| Oct  |                      |            |             |              |                  |             |              |                  |                  |              |                  |             |              |                  |             |              |                  |
| Nov  |                      |            |             |              |                  |             |              |                  |                  |              |                  |             |              |                  |             |              |                  |
| Dec  |                      |            |             |              |                  |             |              |                  |                  |              |                  |             |              |                  |             |              |                  |
| <b>Yearly Average</b>                                      | 203.4                | 6.7        | 187         | 9,872        | 303,487          | 255         | 13,455       | 409,003          | 4.73             | 247          | 7,498            | 37.0        | 1,861        | 57,453           | 636         | 32,906       | 1,007,793        |
| <b>Yearly Total</b>  | 1,627.0              |            |             |              | 2,427,895        |             |              | 3,272,020        |                  |              | 59,981           |             |              | 459,622          |             |              | 8,062,343        |
| *Includes Hauled Waste<br>[Plant Design Capacity] →        |                      | 8.5        |             | 13,565       |                  |             | 12,209       |                  |                  | 339          |                  |             | 1,600        |                  |             |              |                  |
| (Hauled Waste Gallons)= 227,550<br>[Max Design Capacity] → |                      | 11.9       |             | 16,278       |                  |             | 14,651       |                  |                  | 407          |                  |             | 1,920        |                  |             |              |                  |
| August % of Max Capacity →                                 |                      | 71%        |             | 71%          |                  |             | 104%         |                  |                  | 64%          |                  |             | 101%         |                  |             |              |                  |

August Max Daily Flow (MGD) 16.66

**EFFLUENT QUALITY**

| MONTH                                      | FLOW               |            | TSS         |              |                  | BOD         |              |                  | TOTAL PHOSPHORUS |                 |                  | AMMONIA     |              |                  | CHLORIDE    |  |
|--|--------------------|------------|-------------|--------------|------------------|-------------|--------------|------------------|------------------|-----------------|------------------|-------------|--------------|------------------|-------------|--|
|  | Million<br>Gallons | Avg<br>MGD | Avg<br>mg/L | Avg<br>#/day | Total<br>#/Month | Avg<br>mg/L | Avg<br>#/day | Total<br># Month | Avg<br>mg/L      | Avg<br>#/day    | Total<br># Month | Avg<br>mg/L | Avg<br>#/day | Total<br># Month | Avg<br>mg/L |  |
| Jan  | 63.8               | 2.1        | 10.9        | 185          | 5,721            | 9.3         | 160          | 4,957            | 0.31             | 5.2             | 163              | 0.42        | 7.8          | 242              | 707         |  |
| Feb  | 66.3               | 2.4        | 11          | 206          | 5,759            | 10          | 196          | 5,499            | 0.31             | 5.9             | 167              | 0.42        | 7.7          | 238              | 808         |  |
| Mar  | 136.9              | 4.4        | 7.1         | 259          | 8,037            | 7.0         | 260          | 8,070            | 0.20             | 7.4             | 229              | 0.28        | 10.0         | 310              | 603         |  |
| Apr  | 123.5              | 4.1        | 6.5         | 222          | 6,664            | 5.8         | 198          | 5,945            | 0.19             | 6.4             | 193              | 0.31        | 10.2         | 315              | 600         |  |
| May  | 138.3              | 4.5        | 5.8         | 211          | 6,552            | 6.2         | 221          | 6,864            | 0.28             | 9.8             | 304              | 0.38        | 13.0         | 404              | 656         |  |
| June                                       | 93.5               | 3.1        | 9.8         | 290          | 8,712            | 9.9         | 262          | 7,865            | 0.37             | 9.4             | 281              | 0.37        | 7.7          | 240              | 673         |  |
| Jul  | 165.4              | 5.3        | 15.1        | 725          | 22,480           | 13.5        | 628          | 19,465           | 0.34             | 15.4            | 477              | 0.45        | 21.1         | 654              | 493         |  |
| Aug  | 158.2              | 5.1        | 13.6        | 581          | 18,018           | 12.0        | 490          | 15,188           | 0.31             | 12.6            | 392              | 0.42        | 15.3         | 476              | 561         |  |
| Sep  |                    |            |             |              |                  |             |              |                  |                  |                 |                  |             |              |                  |             |  |
| Oct  |                    |            |             |              |                  |             |              |                  |                  |                 |                  |             |              |                  |             |  |
| Nov  |                    |            |             |              |                  |             |              |                  |                  |                 |                  |             |              |                  |             |  |
| Dec  |                    |            |             |              |                  |             |              |                  |                  |                 |                  |             |              |                  |             |  |
| <b>Yearly Average</b>                      | 118.2              | 3.9        | 9.9         | 335          | 10,243           | 9.2         | 302.0        | 9,232            | 0.29             | 9.0             | 276              | 0.38        | 11.6         | 359.7            | 638         |  |
| <b>Yearly Total</b>                        | 945.9              |            |             |              | 81,942           |             |              | 73,853           |                  |                 | 2,206            |             |              | 2,877.5          |             |  |
|  |                    |            |             |              |                  |             |              |                  |                  | 6 mo. Avg #     | 11.82            | June-Oct    |              |                  |             |  |
|  |                    |            |             |              |                  |             |              |                  |                  | August          | Avg #'s          |             |              |                  |             |  |
|  |                    |            |             |              |                  |             |              |                  |                  | WEEK 1          | 345              |             |              |                  |             |  |
|  |                    |            |             |              |                  |             |              |                  |                  | WEEK 2          | 697              |             |              |                  |             |  |
|  |                    |            |             |              |                  |             |              |                  |                  | WEEK 3          | 409              |             |              |                  |             |  |
|  |                    |            |             |              |                  |             |              |                  |                  | WEEK 4          | 799              |             |              |                  |             |  |
| Effluent Gallons to Fox Energy<br>(August) |                    |            |             |              |                  |             |              |                  |                  |                 |                  |             |              |                  |             |  |
| Million Gallons                            |                    |            |             |              |                  |             |              |                  |                  | % to Fox Energy |                  |             |              |                  |             |  |
| 102.23                                     |                    |            |             |              |                  |             |              |                  |                  | 39%             |                  |             |              |                  |             |  |

| Monthly Avg Limit |          |
|-------------------|----------|
| Jan- March        | 10 mg/L  |
| April-May         | 11 mg/L  |
| June-Sept         | 4.4 mg/L |
| Oct- Dec          | 18 mg/L  |



# RAIN GAUGES

## DAILY RAINFALL TOTALS

MONTH: AUGUST

YEAR: 2021

| <u>DATE</u>   | <u>PLANT</u><br><u>INCHES</u> | <u>KAUKAUNA</u><br><u>INCHES</u> | <u>LITTLE CHUTE</u><br><u>INCHES</u> | <u>KIMBERLY</u><br><u>INCHES</u> | <u>DARBOY</u><br><u>INCHES</u> |
|---------------|-------------------------------|----------------------------------|--------------------------------------|----------------------------------|--------------------------------|
| 1             | 0.00                          | 0.00                             | 0.00                                 | 0.00                             | 0.00                           |
| 2             | 0.00                          | 0.00                             | 0.00                                 | 0.00                             | 0.00                           |
| 3             | 0.00                          | 0.00                             | 0.00                                 | 0.00                             | 0.03                           |
| 4             | 0.00                          | 0.00                             | 0.00                                 | 0.00                             | 0.00                           |
| 5             | 0.00                          | 0.00                             | 0.00                                 | 0.00                             | 0.00                           |
| 6             | 0.05                          | 0.04                             | 0.06                                 | 0.00                             | 0.01                           |
| 7             | 0.43                          | 0.45                             | 0.49                                 | 0.06                             | 0.58                           |
| 8             | 1.39                          | 1.05                             | 0.86                                 | 1.17                             | 0.90                           |
| 9             | 0.71                          | 0.60                             | 0.26                                 | 0.33                             | 0.51                           |
| 10            | 0.21                          | 0.14                             | 0.11                                 | 0.05                             | 0.02                           |
| 11            | 0.01                          | 0.01                             | 0.01                                 | 0.01                             | 0.00                           |
| 12            | 0.00                          | 0.00                             | 0.00                                 | 0.00                             | 0.00                           |
| 13            | 0.00                          | 0.00                             | 0.00                                 | 0.00                             | 0.00                           |
| 14            | 0.00                          | 0.00                             | 0.00                                 | 0.00                             | 0.00                           |
| 15            | 0.00                          | 0.00                             | 0.00                                 | 0.00                             | 0.00                           |
| 16            | 0.00                          | 0.00                             | 0.00                                 | 0.00                             | 0.00                           |
| 17            | 0.00                          | 0.00                             | 0.00                                 | 0.00                             | 0.04                           |
| 18            | 0.00                          | 0.00                             | 0.00                                 | 0.00                             | 0.00                           |
| 19            | 0.00                          | 0.00                             | 0.00                                 | 0.00                             | 0.00                           |
| 20            | 0.00                          | 0.00                             | 0.00                                 | 0.00                             | 0.00                           |
| 21            | 0.00                          | 0.00                             | 0.02                                 | 0.01                             | 0.00                           |
| 22            | 0.00                          | 0.00                             | 0.00                                 | 0.00                             | 0.00                           |
| 23            | 0.03                          | 0.02                             | 0.03                                 | 0.03                             | 0.02                           |
| 24            | 0.95                          | 0.71                             | 0.55                                 | 0.62                             | 0.31                           |
| 25            | 0.00                          | 0.00                             | 0.00                                 | 0.00                             | 0.00                           |
| 26            | 0.00                          | 0.00                             | 0.00                                 | 0.00                             | 0.00                           |
| 27            | 1.69                          | 1.64                             | 1.87                                 | 2.24                             | 1.76                           |
| 28            | 0.71                          | 0.64                             | 0.66                                 | 0.77                             | 0.47                           |
| 29            | 0.22                          | 0.27                             | 0.22                                 | 0.23                             | 0.19                           |
| 30            | 0.00                          | 0.00                             | 0.00                                 | 0.00                             | 0.00                           |
| 31            | 0.00                          | 0.00                             | 0.00                                 | 0.00                             | 0.00                           |
| <b>TOTAL:</b> | 6.40                          | 5.57                             | 5.14                                 | 5.52                             | 4.84                           |